



## RP-IPE641SC

### 4-P Fast Ethernet PoE + 1-100Base-FX Industrial Ethernet Switch

RP-IPE641 series Industrial 4 port 10/100M Ethernet Switch with POE+ complies with IEEE802.3af and IEEE802.3at. It equips with high efficiency Cold Design technology which accept input voltage from 12-56VDC to reduce the excessive heat problem to a minimum.

The device delivers 30watts power per POE and generates a total of 120 watts power to PD devices. With Fiber uplinks, it can be used as fiber redundancy, cascaded to your other devices to expand your network application. It is being rigorously tested for your Security, Transportation and Telco application.

RP-IPE641 equips with IP-30 standard industrial case protection which allows for either DIN rail or wall mounting for efficient use of cabinet space. Its wide operating temperature ranges from -40°C to 75°C for under harsh environment.

## Features


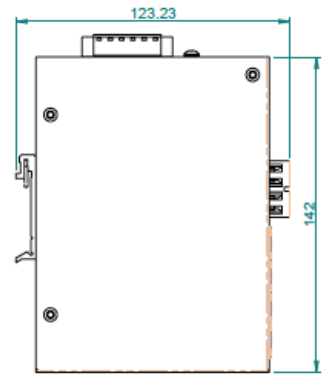
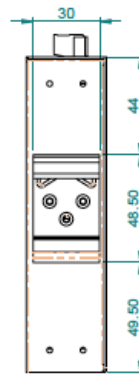
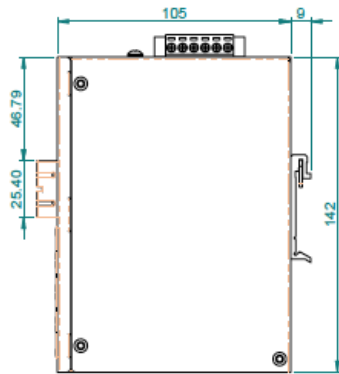
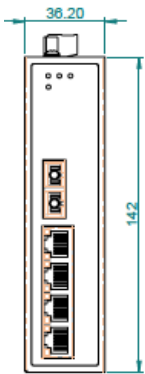
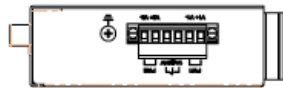
- Supports P.S.E. based on IEEE 802.3at up to 30 Watts per port
- RJ-45 port support Auto MDI/MDI-X Function
- Provide one port multi-mode or single-mode fiber-optic with SC connector
- Store-and-Forward Switching Architecture
- Back-plane (Switching Fabric): 1.0Gbps
- 1M Memory Buffer
- 1K MAC Address Table
- Power Polarity Reverse Protect
- Overload Current Re-settable Fuse Present
- IP-30 Protection
- DIN Rail and Wall Mount Design
- Support Wide Operating Temperature -40°C~75°C

## Specifications

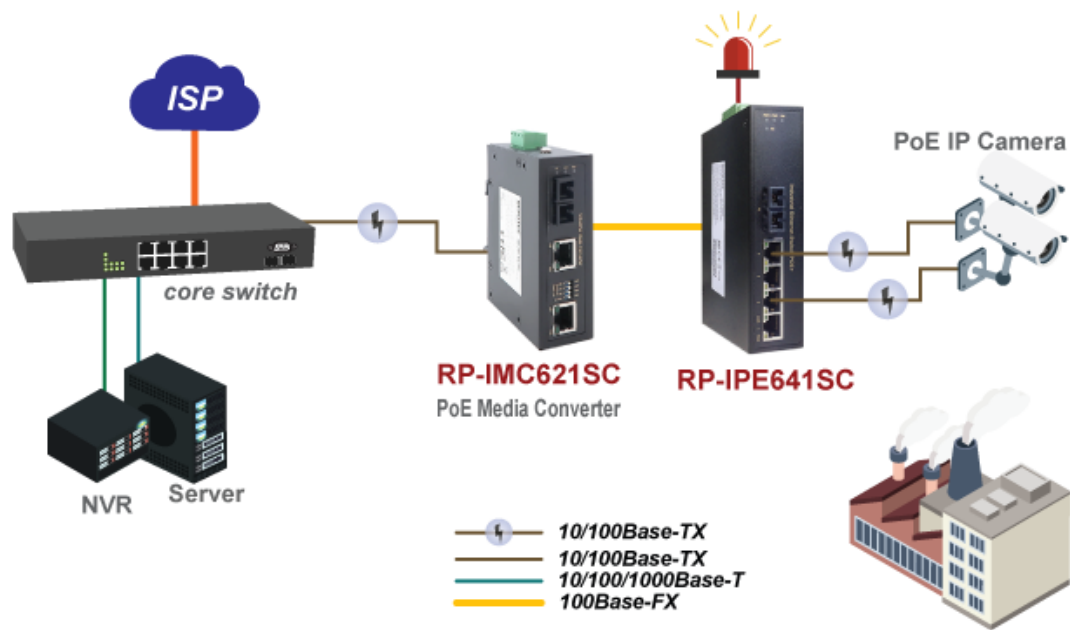
<b>Standards</b>	<ul style="list-style-type: none"> <li>• IEEE 802.3 10Base-T Ethernet</li> <li>• IEEE 802.3u 100Base-FX Fast Ethernet</li> <li>• IEEE802.3x Flow Control and Back Pressure</li> <li>• IEEE 802.3af/at PoE</li> </ul>
<b>Switch Architecture</b>	<ul style="list-style-type: none"> <li>• Back-plane (Switching Fabric): 1.0Gbps</li> </ul>
<b>Data Processing</b>	<ul style="list-style-type: none"> <li>• Store and Forward</li> </ul>
<b>Flow Control:</b>	<ul style="list-style-type: none"> <li>• IEEE 802.3x Flow Control and Back Pressure</li> </ul>
<b>MAC address Table Size</b>	<ul style="list-style-type: none"> <li>• 1K</li> </ul>
<b>Packet Buffer Size</b>	<ul style="list-style-type: none"> <li>• 1M</li> </ul>
<b>Network Connector</b>	<ul style="list-style-type: none"> <li>• 4xRJ-45 10/100BaseT(X) auto negotiation,</li> <li>• 4 10/100M POE+ 802.3at/af PSE port,</li> <li>• 1 10/100M SC MM / SM port</li> </ul> <p>Auto MDI/MDI-X function, Full/Half duplex</p>
<b>Network Cable</b>	<ul style="list-style-type: none"> <li>• UTP/STP above Cat.5e Cable</li> <li>• EIA/TIA-568 10-ohm (100m)</li> <li>• Fiber Cable (Multi-mode):50/125um,62.5/125um</li> <li>• Fiber Cable (Single-mode): 9/125um</li> </ul>
<b>Protocol</b>	<ul style="list-style-type: none"> <li>• CSMA/CD</li> </ul>
<b>LED Indicator</b>	<ul style="list-style-type: none"> <li>• PW1(Green), PW2(Green), SW-Relay (Amber)</li> <li>• RJ-45 port: LNK (Green), POE link (Amber)</li> <li>• FX port: LNK (Green)</li> </ul>
<b>Reverse polarity protection</b>	<ul style="list-style-type: none"> <li>• Present</li> </ul>
<b>Overload current protection</b>	<ul style="list-style-type: none"> <li>• Present</li> </ul>
<b>Power Supply</b>	<ul style="list-style-type: none"> <li>• Redundant Dual DC 12V-56V Power Input,</li> <li>• Switch input 12-56VDC</li> <li>• POE input 48-56VDC</li> </ul>
<b>Power Consumption</b>	<ul style="list-style-type: none"> <li>• 3.76W @48 VDC full load, Without POE</li> </ul>
<b>Alarm Relay Contact</b>	<ul style="list-style-type: none"> <li>• Relay outputs with current carrying capacity of 1 A @24VDC,</li> <li>• Relay in open circuit mode when 2 powers are connected. In short circuit mode when only one power supply is connected</li> </ul>
<b>POE power</b>	<ul style="list-style-type: none"> <li>• Input Voltage 44VDC-56VDC.</li> <li>• PoE power per port 30watts. Maximum 36Watts with 56VDC input.</li> <li>• Maximum total power 126Watts with 56VDC input</li> </ul>
<b>Removable Terminal Block</b>	<ul style="list-style-type: none"> <li>• Provide 2 Redundant power , Alarm relay contact ,6 Pin</li> <li>• Wire range: 0.34mm<sup>2</sup> to 2.5mm<sup>2</sup></li> <li>• Solid wire (AWG):12-24/14-22</li> </ul>

	<ul style="list-style-type: none"> <li>• Stranded wire(AWG): 12-24/14-22</li> <li>• Torque:5lb-In/0.5Nm/0.56Nm</li> <li>• Wire Strip length: 7-8mm</li> </ul>
<b>Operating Temperature</b>	• -40°C ~75°C fully tested.
<b>Operating Humidity</b>	• 5% to 95% (Non-condensing)
<b>Storage Temperature</b>	• -40°C ~85°C
<b>Housing</b>	• Rugged Metal ,IP30 Protection
<b>Dimension</b>	• 142mmx36.2mmx105mm (HxWxD)
<b>Installation mounting</b>	• DIN Rail mounting and Wall Mounting
<b>EMC/EMS</b>	• CE, FCC
<b>EMI</b>	• FCC Part 15 Subpart B Class A, CE EN 55022 Class A
<b>Safety</b>	• IEC EN60950-1
<b>Stability Testing</b>	• IEC60068-2-32 (Free fall), IEC60068-2-27 (Shock), IEC60068-2-6 (Vibration)

## Dimension



## Application



## Ordering information

- RP-IPE641SC** 4-P Fast Ethernet PoE + 1-100FX (SC/MM 2km) Industrial Ethernet Switch
- RP-IPE641C10** 4-P Fast Ethernet PoE + 1-100FX (SC/SM 10km) Industrial Ethernet Switch
- RP-IPE641ST** 4-P Fast Ethernet PoE + 1-100FX (ST/MM 2km) Industrial Ethernet Switch